

## WSHS 50P



## Handset WSHS 50P / WSHS 50P-JST

Handset in an attractive design with "Push to Talk" button and magnet fastening for inside and outside areas.

The module can be mounted e.g. next to the WS stations or can be positioned freely in the room.

1. **WSHS 50P**  
Handset with "Push to Talk" button and magnet fastening, loud-speaker 50 Ω, electret microphone, polycarbonate construction.
2. **WSHS 50P-JST**  
Handset like WSHS 50P but with JST-connector.

## Technical Data – Benefits

### TECHNICAL DATA

IP classification:	IP 40
Front panel:	Polycarbonate
Microphone:	Omnidirectional electret microphone
Loudspeaker:	50 Ω
Call button:	"Push to Talk" button
Frequency range:	200 – 16.000 Hz
Connection:	4-way connection cable (spiral cable)
Power supply:	from Intercom station
Operating temperature range:	-20° C to +70° C (-4° F to 158° F)
Storage temperature range:	-20° C to +70° C (-4° F to 158° F)
Relative humidity:	up to 95% not condensing
Mounting:	with surface mount kit WSSH 54P
Measurements:	with surface-mount kit: W 82 mm (3.23 in), H 280 mm (11.02 in), D 51 mm (2 in)
Weight incl. package:	approx. 420 g (0.93 lbs)
Colour:	handset: graphite-grey (like RAL 7024) front panel: light-grey (like RAL 7035) front panel frame: graphite-grey (like RAL 7024)

#### Attention:

The magnets contained in the handset WSHS 50P can affect operation of certain medical devices and electronic systems under certain circumstances.

Please insure that the magnet (and the handset containing the magnet) keep at least 30 cm (11.8 in) distance to credit cards, floppy discs and any other magnetically sensitive devices.

For people carrying hearing aids or pacemakers, please pay attention to the safety warnings of these devices.

### BENEFITS

- Polycarbonate construction
- "Push to Talk" button
- Magnet fastening
- Spiral cable can be exchanged

### EXTENT OF SUPPLY

- Handset with front panel and connection cable (spiral cable)
- Short reference

### SYSTEM REQUIREMENTS

- Digital and IP intercom stations with handset connection "EP+, EP-, EM+, EM-" e.g.: Series WS 810P

### CONFIGURATION CCT

#### Subscriber > DSP-Features > Tab General

- Activate the check-box **Handset installed** (to activate general handset functions).
- For more configuration possibilities, see current version of "PRO-Manual".



SECURITY AND COMMUNICATION

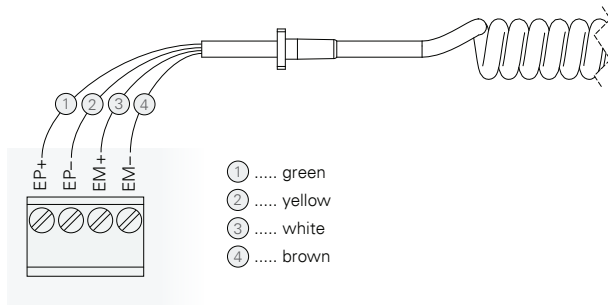
# Installation

## PRECAUTIONS / MOUNTING INSTRUCTIONS

- Observe the precautions for handling of electrostatic sensitive devices.
- The handset may only be installed by authorised service engineers.
- When using the handset in combination with a WS-station incl. desk kit, two connection kits WSCP 50P SH are required.

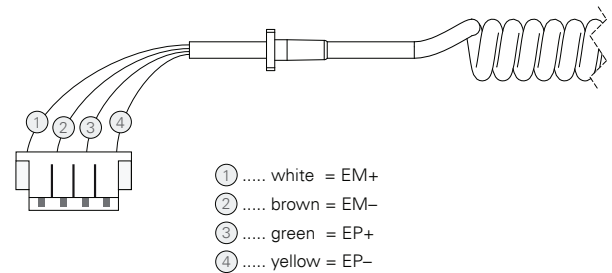
## CONNECTION WSHS 50P

- The WSHS 50P Handset can only be connected to digital and IP-stations.



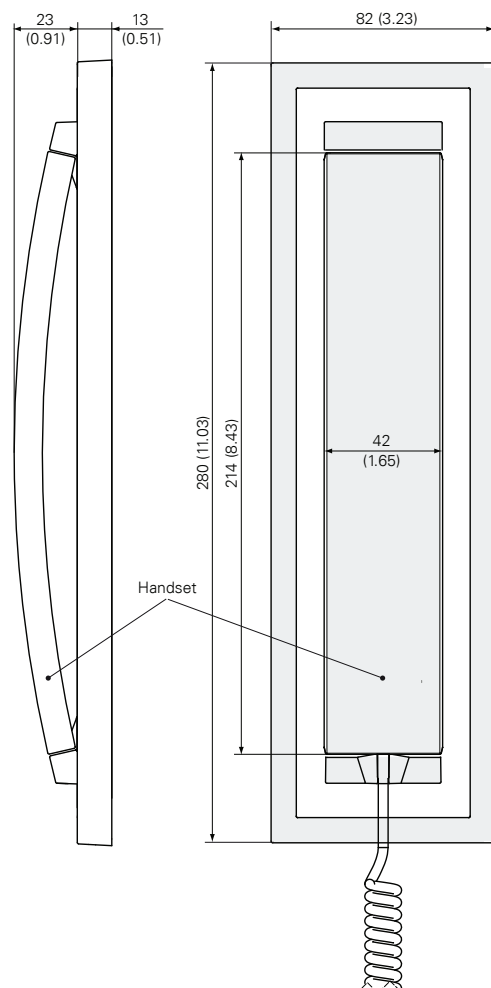
## CONNECTION WSHS 50P-JST

- The WSHS 50P-JST Handset can only be connected to digital and IP-stations.



## MEASUREMENTS WSHS 50P/WSHS 50P-JST

Measurements in mm (inch), not to scale!



### QUALITY TESTED. RELIABLE. SMART.

COMMEND products are developed and manufactured by Commend International in Salzburg, Austria.

The development and manufacturing processes are certified in accordance with **EN ISO 9001:2008**.

The technical data contained herein has been provided solely for informational purposes and is not legally binding. Subject to change, technical or otherwise. VoIP®, OpenDuplex® and Commend® are trademarks registered by Commend International GmbH. All other brands or product names are trademarks or registered trademarks of the respective owner and have not been specifically earmarked.

### A STRONG WORLDWIDE NETWORK

COMMEND is represented the world over by local Commend Partners and helps to improve security and communication with tailored solutions.

[www.commend.com](http://www.commend.com)

