

EF 562



Vandal Resistant 4-Wire Terminals EF 562

Sub station for areas, in which high requirements of security are needed (reliability, vandal resistance,...). With programmable call button, electret microphone and loudspeaker. Metal housing, resistant against dust and spray

water. Front panel made of 3 mm (0.12 in) V-2A stainless steel (CrNi), with poke protection and special screws for protection against vandalism. Low-cost, well proven 4-wire technology. Fitting surface mount boxes are available.

1. **EF 562**
Weather and vandal resistant sub-station with duplex controller, loudspeaker, microphone and LED (protective plate in front of loudspeaker and microphone). Flush mount box GUEF 62 (also required for flush mounting) must be ordered separately. Different types of surface mount boxes available separately.
2. **EF 562M**
Same as EF 562, but with red mushroom button. Flush mount box GUEF 62 (also required for flush mounting) must be ordered separately. Different types of surface mount boxes available separately.
3. **GUEF 62**
Flush mount box for EF 562 and EF 562M, made of 1.5 mm hot galvanised sheet steel.
4. **EF 62G**
Surface mount box for use in outside areas, made of 1.25 mm thick galvanised sheet steel, powder coated in RAL 9006 grey.
5. **EF 62O**
Surface mount box for use in outside areas, made of 1.25 mm thick galvanised sheet steel, powder coated in RAL 2004 pure orange with "SOS" labelling.
6. **EF 62W**
Surface mount box for use indoors, made of 1.25 mm thick galvanised sheet steel, powder coated in RAL 9016 white.
7. **EF 62OOA** (not shown)
Surface mount box for use in outside areas, made of 1.25 mm thick galvanised sheet steel, powder coated in RAL 2004 pure orange.
8. **EF 62NIRO** (not shown)
Surface mount box for use in outside areas, made of 1.25 mm high-grade steel.

Technical Data – Benefits

TECHNICAL DATA

Faceplate:	3 mm (0.12 in) Stainless steel (V-2A, CrNi)
Measurements:	faceplate: 110 x 151 mm (4.33 x 5.95 in) depth flush mount: 48 mm (1.89 in) depth EF 62O, EF 62G: 84 mm (3.3 in) depth EF 62W: 55 mm (2.17 in)
Microphone:	Omnidirectional electret microphone for max. 7 m (23 ft) speaking distance
Loudspeaker:	Special membrane type for optimal sound quality, sound pressure: 85 dB/1 W/1 m (3.28 ft), 50 Ω
Call indication:	red operation LED
Call Button:	EF 562: flat stainless steel button, EF 562M: red mushroom button
Frequency range:	200 – 12,000 Hz
Operating temperature range:	-40° C to +90° C (-40° F to 194° F)
Storage temperature range:	-40° C to +90° C (-40° F to 194° F)
Relative humidity:	up to 95%
Plug:	Plugable screw terminals
Cabling:	star feed, 4-wires, twisted pair
Power supply:	from Intercom Server
Mounting:	flush mount box required for flush and surface mounting (available separately), surface mount boxes EF62G, EF62W or EF62O
Weight:	EF 562: ca. 980 g EF 562M: ca. 1000 g surface mount box EF 62x: ca 600 g

BENEFITS

- Rugged Construction
- Stainless Steel (CrNi) Faceplate
- Tamper Resistant push buttons
- Operation LED
- Adjustable speaker volume and microphone sensitivity
- Vandal proof, weather resistant
- Duplex conversation
- Highly sensitive microphone
- Up to 4,200 m (12,000) feet distance from central
- Programmable pushbutton functions

LINE LENGTH

Diameter:	[mm]	0,4	0,5	0,6	0,8	1,0
	[in]	0,015	0,019	0,024	0,032	0,04
AWG:		26	24	22	20	18
Line length:	[m]	650	1,000	1,500	2,600	4,200
	[ft]	2,133	3,281	4,992	8,531	13,780

All data about line lengths correspond to a loudspeaker attenuation of approx. 9 dB and a microphone attenuation of approx. 3 dB.

EXTENT OF SUPPLY

- 1 station including:
- Short reference

SYSTEM REQUIREMENTS

GE 100 with G1-GET-4, GE 200 with G2-GET-4 or GE 700 with G7-GET-4.

For flush mounting the flush mount box GUEF 62 (sold separately) is required. For surface mounting the flush mount box as well as one of the surface mount boxes EF 62G, EF 62W or EF 62O is required (not in extent of supply).

Installation

PRECAUTIONS

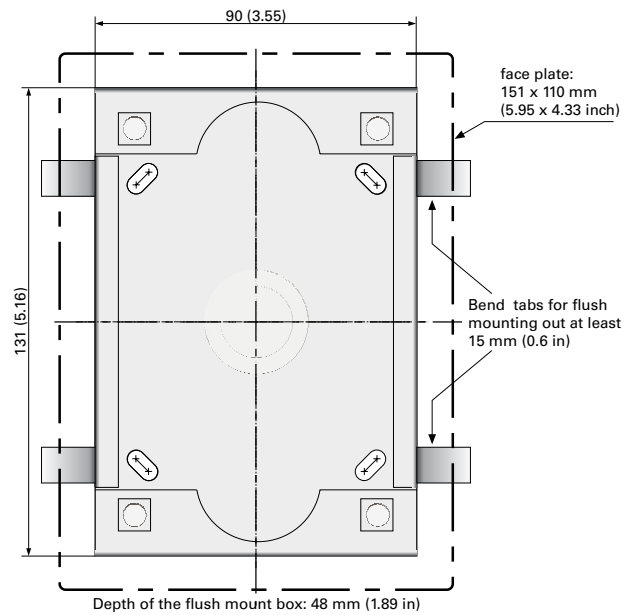
- When opening the stations ESD precautions must be observed.
- The stations may only be opened by authorised service engineers.

MOUNTING INSTRUCTIONS

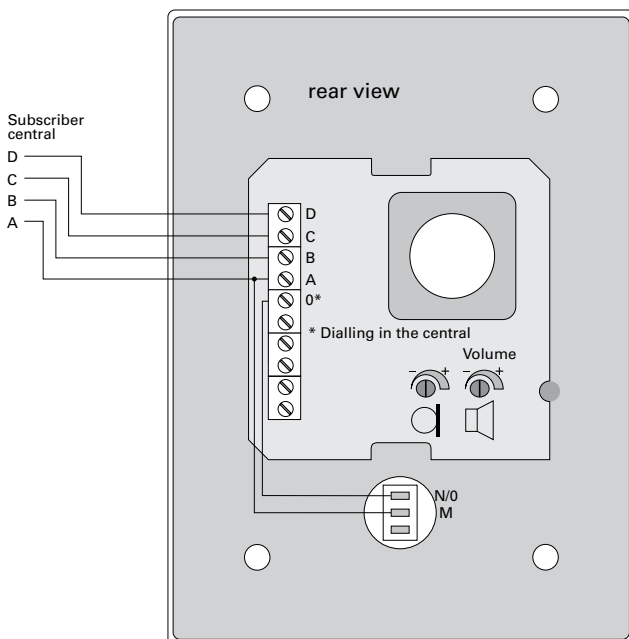
- Do not expose the station to extreme temperature (under -40°C or above $+90^{\circ}\text{C}$ / -40°F to 194°F).
- For flush mounting the flush mount box GUEF 62 (sold separately) is required. For surface mounting the flush mount box as well as one of the surface mount boxes is required (not in extent of supply)
- When the included flush mount box is used, the mounting tabs must be bent out at least 15 mm (0.6 in) before applying plaster.
- Use of EF 62G, EF 62W or EF 62O: in order to comply to the IP 54 regulations, it is mandatory to close the hole on the bottom of the frame with the included sealing screw or the threaded cable joint. No warranty claim when not installed properly!
- For stations to be mounted in outdoor areas, the screws must be closed with a sealing compound.

MEASUREMENTS FLUSH MOUNT BOX GUEF 62

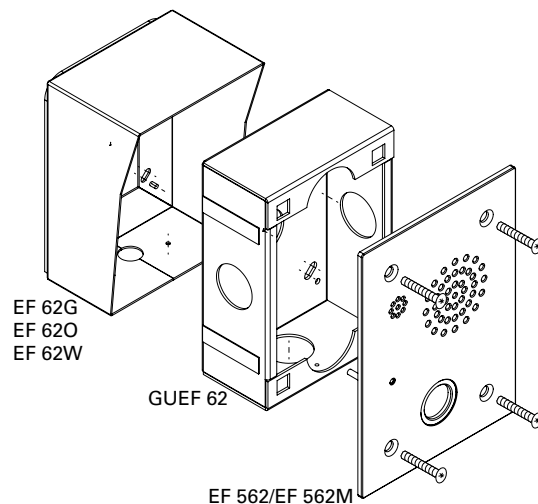
Front view, Measuring units: mm (inch), not scale!



CONNECTION DIAGRAMM



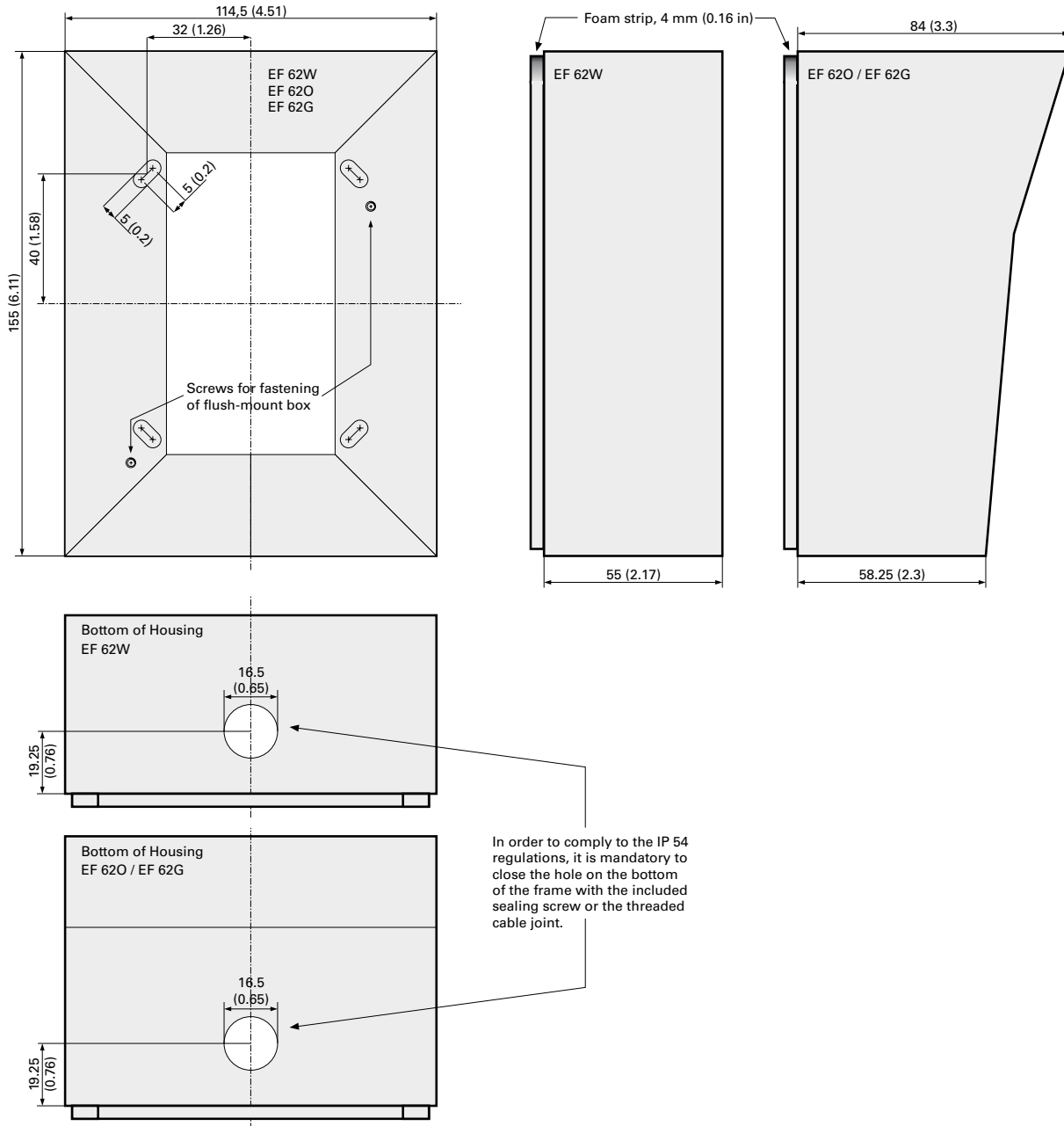
MOUNTING



Installation

MEASUREMENTS SURFACE MOUNT BOXES

Measuring units: mm (inch), not scale!



QUALITY TESTED. RELIABLE. SMART.

COMMEND products are developed and manufactured by Commend International in Salzburg, Austria.

The development and manufacturing processes are certified in accordance with **EN ISO 9001:2008**.

The technical data contained herein has been provided solely for informational purposes and is not legally binding. Subject to change, technical or otherwise. IoT[®], OpenDuplex[®] and Commend[®] are trademarks registered by Commend International GmbH. All other brands or product names are trademarks or registered trademarks of the respective owner and have not been specifically earmarked.

A STRONG WORLDWIDE NETWORK

COMMEND is represented the world over by local Commend Partners and helps to improve security and communication with tailored solutions.

www.commend.com

